



Commodity House

TEA MARKET REPORT

SALE NO: 32 of August 16 & 17, 2022

LANKA COMMODITY BROKERS LTD

P.O.Box.2077, Colombo, No: 70 & 72, Maligakanda Road, Colombo 10, Sri Lanka.

Tel:94 11 5222300 Fax: 94 11 5377090

E-mail: lcbl@lcbl-sl.com Website: www.lcbl-sl.com

COMMENTS

There has been an unprecedented decline in crop harvests across all plantations resulting in only 4.4 mkg being offered by all Brokers for Sale # 34 of August 30 & 31, 2022, for which auction the catalogues closed last Friday. The High, Medium and Low elevations have been subjected to very heavy rainfall throughout July with dull and overcast skies which severely curtailed crop. The weather has since improved with sunny conditions reported, but there is still no "bud-break" to increase yields. The Plantation Industry is however hopeful that crops can be expected to improve from early September.

Meanwhile, Sri Lanka Tea Production of 19.8 mkg for July, 2022 has just been released, and shows an alarming drop of 6.5 mkg over the corresponding month last year with marked declines in crop from all three elevations. The current year's January to July Tea Crop amounts to a mere 153 mkg which is - 35 mkg over the harvest of 188 mkg made during the same period last year. More details appear elsewhere in this report.

This week's tea auction (Sale # 32) was conducted on August 16 & 17, 2022 (Tue/Wed), with a weight of 5.1 mkg, a marginal drop of 0.1 mkg over the previous sale. The Low Grown Leafy, Semi Leafy, Tippy & Small Leaf/ Premium Flowery catalogues totaled 2.25 mkg, while the Main Sale High & Medium segment had 0.63 mkg. The Ex Estate category had 0.68 mkg.

There was good general demand at easier prices for Ex Estate teas. Best Western BOP's / BOPF's declined Rs. 100/- to 200/ per kg. BOP's in the below-best category eased Rs. 50/- and more, whilst their BOPF's counterparts which commenced substantially easier, were later firm to irregularly lower. At the lower end, both BOP's and BOPF's were Rs. 100/- and more, easier. Nuwara Eliya BOP's were irregular and easier whilst there was a paucity of their corresponding BOPF's offerings. Uda Pussellawa BOP's and BOPF's were irregular and eased Rs. 100/- to 150/-. Seasonal Uva BOP's and BOPF's were irregular following quality. Plainer Uva BOP's were lower up to Rs. 50/- while their BOPF's lost Rs. 100/- to 150/-. CTC Teas - Selected High and Medium Grown PF1's were firm whilst others were much lower. Low Grown PF1's were Rs. 300/- to 500/- easier. The limited availability of High and Medium grown BP1's were dearer up to Rs. 100/- and more while Low Grown were irregular. There good but selective demand from Japan, Germany and other European markets for the best liquoring teas. Buyers for China, Taiwan and Hong Kong were also active. Russian interest was maintained at lower levels.

Good demand was again witnessed for Low Grown teas. Select best OP1's together with improved below-best teas were maintained, while poorer sorts were firm to dearer. Well-made OP's/OPA's were fully firm to dearer while poorer sorts also met with improved enquiry. Select best BOP1's were firm while others ruled barely steady. Well made Pek/Pek1's generally gained on last while lesser sorts appreciated further. Stylish FBOP's / FBOPF1's were firm to selectively dearer, but cleaner below-best teas as well as bottom level teas were mostly dearer. There was good demand from buyers for the Middle Eastern whilst the CIS shippers too were active. Demand from Russia was fully maintained. Turkey and Syria lent active support for the Pekoe grades. Libya continued to actively bid for secondary leafy grades, whilst Iraq concentrated on bottom level teas.

This week's auction comprised of 9,954 lots with a total quantity of 5,137,319 kgs.

The catalogue wise breakdown was as follows:-

| | Lot | Qty.(Kgs) |
|----------------------|---------------------|-------------------------|
| Low Grown Leafy | 1,898 | 767,992 |
| Low Grown Semi Leafy | 1,238 | 517,761 |
| Low Grown Tippy | 1,845 | 905,564 |
| High & Medium | 1,329 | 632,897 |
| Off Grade/BOP1A | 2,178 | 1,184,190 |
| Dust | 413 | 380,558 |
| Premium Flowery | 428 | 68,333 |
| Ex-Estate | <u>625</u> | <u>680,024</u> |
| Total | <u>9,954</u> | <u>5,137,319</u> |

In Lighter Vein

The Expensive Monkeys

A man goes inside a pet shop and starts to move around the cages to look at the pets. He sees a monkey with a price tag of \$5,000. This makes him curious, as most other monkeys are \$500 at most. He then goes to the merchant to ask for details. "Hey mister, the monkey...what does it know to worth that much money?" "That's our computer monkey. It knows Windows 7 and windows 10, and also knows Word, C++, .net, app programming, and last but not least, it knows how to fix computers if yours breaks." "Wow!" Declared his customer. "That's a good monkey, well worth the money." He goes and finds another monkey with a price of \$10,000 and again he will ask the merchant. "What does this monkey know?" "That's a highly specialized monkey. It knows 5 languages and can translate fluently between them." "That's amazing!" Says the man excitedly. "That's WELL worth the money!" "Yea, but if you buy one you have to buy all three. They work together." The man follows the seller's pointing finger to yet a third monkey, just sitting there with a price tag of \$20,000. "Gosh, what does THIS monkey do to justify that ridiculous amount of money?" "To be honest, I've never seen him doing anything, but the other two call him Project Manager."

LOW GROWN TEAS

LEAFY/SEMI LEAFY

- BOP1** : Best on offer declined by Rs.40-70/- per kg whilst the others were firm on last levels.
- OP1** : All-round showed an irregular market condition, and declined Rs.50-80/- per kg.
- OP** : Select best types declined Rs.40-60/- per kg whilst others dropped Rs.50-70/- per kg and at times more.
- OPA** : Best on offer maintained last levels whilst the others were irregular and mostly lower.
- PEK/PEK1** : Best on offer declined Rs.30-50/- per kg, other dropped by Rs.70-80/- per kg.

| Quotations (Rs./Kg) | Best | | Below Best | | Others | |
|------------------------|------------------|------------------|-------------------|------------------|-------------------|------------------|
| | <u>This Week</u> | <u>Last Week</u> | <u>This Week</u> | <u>Last Week</u> | <u>This Week</u> | <u>Last Week</u> |
| BOP1 | 2800-3900 | 3200 - 4500 | 1800-2800 | 2300 - 3200 | 1600-1800 | 1700 - 2300 |
| OP1 | 2300-3650 | 2500 - 3800 | 1700-2300 | 1800 - 2500 | 1000-1700 | 1100 - 1800 |
| OP | 1500-2350 | 1600 - 2650 | 1000-1500 | 1100 - 1600 | 600 - 1000 | 500 - 1100 |
| OPA | 1400-2450 | 1600 - 2450 | 800 - 1400 | 850 - 1600 | 500 - 800 | 450 - 850 |
| PEK/PEK1 | 1700-2600 | 1800 - 2750 | 1400-1700 | 1500 - 1800 | 900 - 1400 | 900 - 1500 |

TIPPY/SMALL LEAF

- BOP/BOPSP** : Well-made BOP's were firm to dearer whilst cleaner below best and cleaner teas at the lower end appreciated. Balance sold around last levels.
- BOPF/BOPFS** : Select Best and Best were firm whilst balance were irregular following quality.
- FBOP/FBOP1** : Well-made FBOP's sold on last levels whilst cleaner below best and cleaner teas at the bottom appreciated. Balance were firm on last. FBOP1's in general were firm to dearer.
- FBOPF/FBOPF1** : Very Tippy teas continued to attract good demand and was dearer. Best and cleaner below best too appreciated. Balance were irregular following quality. Select best and Best FF1's appreciated. However cleaner below best and cleaner teas at the bottom gained substantially. Balance were firm on last levels.
- FBOPFSP/EXSP** : Very Tippy select best invoices continued to attract good demand, whilst balance gained substantially.

| Quotations (Rs./Kg) | Best | | Below Best | | Others | |
|------------------------|---------------------|------------------|--------------------|------------------|--------------------|------------------|
| | <u>This Week</u> | <u>Last Week</u> | <u>This Week</u> | <u>Last Week</u> | <u>This Week</u> | <u>Last Week</u> |
| BOP/BOPSP | 2400 - 2850 | 2200 - 2650 | 2000 - 2400 | 2000 - 2200 | 900 - 2000 | 900 - 2000 |
| BOPF /BOPFSP | 2200 - 2800 | 2000 - 2550 | 1800 - 2200 | 1800 - 2000 | 900 - 1800 | 900 - 1800 |
| FBOP/FBOP1 | 3000 - 3700 | 2800 - 3150 | 2400 - 3000 | 2400 - 2800 | 1500 - 2400 | 1800 - 2400 |
| FBOPF/FBOPF1 | 2700 - 3300 | 2500 - 3250 | 2000 - 2700 | 2000 - 2500 | 1600 - 2000 | 1800 - 2000 |
| FBOPFSP/EXSP | 7000 - 10950 | 6000 - 10400 | 3000 - 7000 | 3000 - 6000 | 2000 - 3000 | 2200 - 3000 |

MEDIUM GROWN LEAFY/SEMI LEAFY TEAS

- FBOP** : Select best FBOP's irregularly lower. Balance tended firm on last levels. Below best and the poorer types too were firm on last levels.
- FBOPF/FBOPF1** : Well-made neat leaf on offer were firm on easier. The secondary and the lower end varieties were firm on last levels.
- PEK/PEK1** : Best shotty invoices on offer appreciated in value whilst the secondary and the open varieties were firm on last levels.

| Quotations (Rs./Kg) | Best | | Below Best | | Others | |
|---------------------|------------------|------------------|------------------|------------------|--------------------|------------------|
| | <u>This Week</u> | <u>Last Week</u> | <u>This Week</u> | <u>Last Week</u> | <u>This Week</u> | <u>Last Week</u> |
| FBOP | 1800-3400 | 1850 - 3550 | 1400-1800 | 1450 - 1900 | 1200-1400 | 1250 - 1450 |
| FBOPF/FBOPF1 | 1800-2700 | 1850 - 2700 | 1400-1800 | 1450 - 1850 | 1100 - 1400 | 1150 - 1400 |
| PEK/PEK1 | 1400-2150 | 1350 - 2050 | 1000-1400 | 850 - 1300 | 850 - 1000 | 750 - 850 |

HIGH GROWNS TEAS

- BOP** : Best Westerns declined Rs. 100-200 per kg and more for select high priced teas of last week In the Below Best category few select well-made teas were barely steady, whilst the others declined Rs. 50 per kg and more. At the lower end of the market, a few neat leaf coloury sorts declined up to Rs. 100 per kg whilst the others eased further. Nuwara Eliya's were irregular and barely steady. Uda Pussellawa's were irregular and declined up to Rs. 50 per kg. Uva's - Seasonal teas were irregular following quality. Other non-seasonal types - neat leaf coloury sorts were firm, whilst the others were Rs, 20-40 per kg easier.
- BOPF** : Best Western's - A majority of the teas declined Rs. 100-200 per kg. Teas in the Below Best category commenced substantially easier and as the sale progressed were firm and Rs. 50-100 per kg easier. At the lower end, majority of the teas declined Rs. 100-150 per kg. Nuwara Eliya's had hardly any offerings. Uda Pussellawa's were Rs. 100-150 per kg lower. Uva's - Seasonal teas were irregular following quality. Other non-seasonal types - Better sorts declined Rs. 100-150 per kg whilst the poorer types eased further.

| Quotations (Rs./Kg) | BOP | | BOPF | |
|--------------------------------|--------------------|------------------|------------------|------------------|
| | <u>This Week</u> | <u>Last Week</u> | <u>This Week</u> | <u>Last Week</u> |
| Best Westerns | 1600-1800 | 1700 - 1900 | 1750-2000 | 1800 - 2100 |
| Below Best Westerns | 1350 - 1550 | 1500 - 1650 | 1550-1700 | 1600 - 1750 |
| Plainer Westerns | 1200 - 1300 | 1200 - 1480 | 1380-1500 | 1440 - 1550 |
| Nuwara Eliyas | 1550 - 1750 | 1650 | 1460 | 1480 |
| Brighter UdaPussellawas | 1300 - 1500 | 1300 - 1550 | 1440-1550 | 1500 - 1750 |
| Other Uda Pussellawas | 1220 - 1280 | N/A | 1320-1400 | 1400 - 1480 |
| Best Uva's | 1460 - 3000 | 1460 - 3550 | 1500-2950 | 1600 - 3000 |
| Other Uva's | 1300-1420 | 1340 - 1380 | 1300-1460 | 1460 - 1550 |

MEDIUM GROWN TEAS

BOP : Well-made sorts were firm whilst the others were irregular.

BOPF : Irregular.

| Quotations (Rs./Kg) | BOP | | BOPF | |
|----------------------|------------------|------------------|------------------|------------------|
| | <u>This Week</u> | <u>Last Week</u> | <u>This Week</u> | <u>Last Week</u> |
| Best Westerns | 1020-2500 | 2250 - 2500 | 940 - N/A | 940 - 1460 |

CTC TEAS**HIGH GROWN**

BP1 : Gained substantially on its limited availability.

PF1 : Firm and irregularly dearer on select invoices.

MEDIUM GROWN

BP1 : Firm and Rs.50-60/- per kg dearer.

PF1 : Select neat leaf types were firm whilst the others declined Rs.100-200/- per kg.

LOW GROWN

BP1 : Irregular.

PF1 : Declined Rs.400-500/- per kg.

| Quotations (Rs./Kg) | BP1 | | PF1 | |
|---------------------|------------------|------------------|------------------|------------------|
| | <u>This Week</u> | <u>Last Week</u> | <u>This Week</u> | <u>Last Week</u> |
| High | 1040 - 1400 | NOT QUOTED | 1300 - 2250 | 1380 - 2000 |
| Medium | 700 - 1220 | 1060 - 1200 | 730 - 1800 | 730 - 1900 |
| Low | 860 - 1500 | 740 - 1600 | 1040 - 1500 | 1080 - 3200 |

OFF GRADES

FGS/FGS1 :

Select best Liquoring FNGS/FNGS1's firm to lower by Rs.10-30/- per kg whilst others firm on last. Clean Low Grown well made FNGS1's firm on last and others were a little irregular.

BM :

Well-made BM's lost Rs.50/- to Rs.80/-; Best types were a little irregular. Lower end teas were dearer Rs.50-70/- per kg and at times more.

BOPIA :

Select best BOP1A's were firm on last. Below best teas dearer by Rs.20-40/- per kg. Poor types gained by Rs.25-50/- per kg.

| QUOTATIONS (Rs./kg) | HIGH | | MEDIUM | | LOW | |
|------------------------------|------------------|------------------|------------------|------------------|------------------|------------------|
| | <u>This Week</u> | <u>Last Week</u> | <u>This Week</u> | <u>Last Week</u> | <u>This Week</u> | <u>Last Week</u> |
| Good Fannings (Orthodox) | 800 - 1420 | 800 - 1500 | 630 - 780 | 630 - 750 | 650 - 1150 | 650 - 1150 |
| Good Fannings (CTC) | 580 - 770 | 580 - 800 | 580 - 790 | 550 - 790 | 580 - 790 | 520 - 740 |
| Other Fannings (Orthodox) | 550 - 750 | 550 - 700 | 550 - 770 | 550 - 720 | 550 - 780 | 520 - 650 |
| Other Fannings (CTC) | N/A | N/A | N/A | N/A | N/A | N/A |
| Good BM's | 650 - 750 | 650 - 750 | 650 - 760 | 650 - 730 | 650 - 850 | 720 - 110 |
| Other BM's | 530 - 640 | 510 - 590 | 530 - 640 | 510 - 600 | 530 640 | 480 - 590 |
| Best BOPIAs | 690 - 720 | 680 - 700 | 720 - 780 | 700 - 760 | 1200 - 1800 | 1200 - 2000 |
| Other BOPIAs | 550 - 630 | 500 - 620 | 550 - 640 | 500 - 610 | 550 640 | 500 - 630 |

DUST

DUST/DUST1 : Liquoring High Grown D/D1's were fully firm to dearer by Rs.50-100/- and at times more; others were firm on last levels. Low Grown Clean Dust/Dust1's were irregularly lower by Rs.30-100/-, whilst Below Best teas were firm on last levels.


PD : PD's from High & Medium elevations maintained last levels whilst Low Grown PD's held at last levels.

| QUOTATIONS (Rs./kg) | HIGH | | MEDIUM | | LOW | |
|----------------------------------|------------------|------------------|------------------|------------------|------------------|------------------|
| | <u>This Week</u> | <u>Last Week</u> | <u>This Week</u> | <u>Last Week</u> | <u>This Week</u> | <u>Last Week</u> |
| Good Primary Dust1 (Orthodox) | 1550-2650 | 1000 - 2000 | 1000-1380 | 950 - 1240 | 800-1800 | 1100 - 2000 |
| Good Primary PD (CTC) | 980-1440 | 930 - 1380 | 1000-1380 | 950 - 1360 | 1100 - 2000 | 1100 - 2000 |
| Secondary Dust | 650-750 | 650 - 750 | 650 - 750 | 650 - 750 | 650 - 750 | 650 - 750 |

WESTERN MEDIUM**UVA MEDIUM****LOW GROWN LEAFY GRADES**



* Sold by Lanka Commodity Brokers Ltd / +++All Time Record Price / ++ Equal All Time Record Price



COLOMBO AUCTION - WEEKLY GROSS SALE AVERAGESSALE NO.31 OF 09TH AUGUST 2022

| | 2022 | | | 2021 | |
|--------------------------------|-----------------|-----------------|-----------------|---------------|---------------|
| | Weekly | Month to Date | Year to Date | Weekly | Year to Date |
| Uva High Grown | 1,361.16 | 1,327.30 | 983.48 | 529.45 | 554.06 |
| Western High Grown | 1,573.81 | 1,523.34 | 967.39 | 572.52 | 601.45 |
| High Grown | 1,484.29 | 1,438.40 | 972.70 | 556.08 | 587.41 |
| Uva Medium | 1,371.76 | 1,363.51 | 1,051.26 | 557.59 | 571.27 |
| Western Medium | 1,209.85 | 1,199.18 | 879.26 | 506.58 | 546.84 |
| Medium Grown | 1,260.16 | 1,251.14 | 932.51 | 523.46 | 554.17 |
| Low Grown (Orthodox) | 1,594.12 | 1,575.30 | 1,251.82 | 623.78 | 659.92 |
| Combined L.G. (Orthodox + CTC) | 1,594.13 | 1,573.03 | 1,225.01 | 618.82 | 651.24 |
| Total | 1,517.14 | 1,493.84 | 1,121.03 | 589.21 | 620.88 |

Private Sale Figures (08.08.2022 - 13.08.2022) - 59,826.50Kgs

Cumulative - 2,697,015.58Kgs

DETAILS OF TEAS AWAITING SALE

| | <u>Sale of 23rd/24th Aug.'22</u> | | <u>Sale of 30th/31st Aug.'22</u> | |
|----------------------|--|-------------------------|--|-------------------------|
| | <u>Lots</u> | <u>Qty. (Kgs)</u> | <u>Lots</u> | <u>Qty. (Kgs)</u> |
| Low Grown Leafy | 1,827 | 718,700 | 1,741 | 668,436 |
| Low Grown Semi Leafy | 1,155 | 476,935 | 1,123 | 456,045 |
| Low Grown Tippy | 1,780 | 862,220 | 1,787 | 850,733 |
| High & Medium | 1,162 | 528,692 | 1,102 | 480,318 |
| Off Grade/BOP1A | 2,157 | 1,134,813 | 1,972 | 1,058,050 |
| Dust | 392 | 346,324 | 358 | 326,986 |
| Premium Flowery | 412 | 66,694 | 477 | 73,037 |
| Ex-Estate | <u>591</u> | <u>645,990</u> | <u>479</u> | <u>528,348</u> |
| Total | <u>9,476</u> | <u>4,780,368</u> | <u>9,039</u> | <u>4,441,953</u> |

FUTURE CATALOGUES CLOSURE

Sale No.35 of 06th /07th September, 2022

The Main Sale & Ex-Estate Sale catalogues are scheduled to be closed on 18th August, 2022 at 04.30 p.m.

Sale No.36 of 13th /14th September, 2022

The Main Sale & Ex-Estate Sale catalogues are scheduled to be closed on 25th August, 2022 at 04.30 p.m.

Sale No.37 of 20th /21st September, 2022

The Main Sale & Ex-Estate Sale catalogues are scheduled to be closed on 01st September, 2022 at 04.30 p.m.

BROKER'S SELLING ORDER

SALE NO.33

Auction of 23rd & 24th August, 2022

Leafy/Tippy/BOP1A/Premium Flowery

1. John Keells PLC
2. Mercantile Produce Brokers (Pvt) Ltd
3. Forbes & Walker Tea Brokers (Pvt) Ltd
4. Bartleet Produce Marketing (Pvt) Ltd
5. Ceylon Tea Brokers PLC
6. Eastern Brokers PLC
7. Asia Siyaka Commodities PLC
8. **Lanka Commodity Brokers Ltd**

High & Medium/Off Grades/Dust

1. Ceylon Tea Brokers PLC
2. **Lanka Commodity Brokers Ltd**
3. Bartleet Produce Marketing (Pvt) Ltd
4. Forbes & Walker Tea Brokers (Pvt) Ltd
5. Mercantile Produce Brokers (Pvt) Ltd
6. Asia Siyaka Commodities PLC
7. John Keells PLC
8. Eastern Brokers PLC

Ex-Estate

1. Ceylon Tea Brokers PLC
2. John Keells PLC
3. Forbes & Walker Tea Brokers (Pvt) Ltd
4. Eastern Brokers PLC
5. Bartleet Produce Marketing (Pvt) Ltd
6. Mercantile Produce Brokers (Pvt) Ltd
7. Asia Siyaka Commodities PLC
8. **Lanka Commodity Brokers Ltd**

CROP & WEATHER

For the period of 08th to 14th August, 2022

Western/Nuwara Eliya Regions

Clear weather was reported in both regions throughout the week. The Department of Meteorology expects heavy showers in the Nuwara Eliya Region in the week ahead.

Uva/Udapussellawa Region

Both regions reported bright weather throughout the week. Heavy evening showers are expected in the Uva Region in the week ahead according to the Department of Meteorology.

Low Grown

The Low Grown Region reported sunny weather throughout the week.


Crop Intake

The Western, Uva, Udapussellawa and Low Grown regions reported a decline in the crop intake, whilst the Nuwara Eliya Region maintained.

WORLD CROP STATISTICS (MKGS)

| Country | Month | 2021 | 2022 | Difference +/- | To-date 2021 | To-date 2022 | Difference +/- |
|--------------------|--------------|--------------|--------------|-------------------|-----------------|-----------------|-------------------|
| SRI LANKA | <i>July</i> | 26.38 | 19.86 | -6.52 | 188.09 | 153.03 | -35.06 |
| BANGLADESH | <i>June</i> | 13.35 | 12.59 | -0.76 | 25.43 | 27.06 | 1.63 |
| KENYA | <i>April</i> | 44.30 | 41.20 | -3.10 | 185.30 | 177.00 | -8.3 |
| NORTH INDIA | <i>June</i> | 145.70 | 117.0 | -28.70 | 325.30 | 342.40 | 17.10 |
| SOUTH INDIA | <i>June</i> | 24.30 | 25.30 | 1.00 | 122.80 | 119.00 | -3.80 |
| MALAWI | <i>April</i> | 6.40 | 7.10 | 0.70 | 28.60 | 26.00 | -2.6 |
| TANZANIA | <i>Mar.</i> | 3.33 | 7.89 | 4.56 | 9.41 | 13.04 | 3.6 |
| UGANDA | <i>Mar.</i> | 5.56 | 4.35 | -1.2 | 18.49 | 15.91 | -2.58 |

“Africa Tea Brokers Bulletin of Statistics”



O T H E R M A R K E T S

MOMBASA TEA AUCTION

SALE NO.33 OF 15th/17th August, 2022

Fairly good general demand for the Current and Future Fresh Auction Offerings 186,468 packages (12,263,261.00 kilos) in the market; 33.38% were neglected

Leaf Grades(M2) - Offerings: 71,380 packages (4.61m/ kgs) –43.82% unsold

BP1:

Best – Saw irregular activity at firm to USC29 above last rates to easier by up to USC20.

Brighter – Varied between steady to USC10 dearer to easier by up to USC28 with some lines remaining unsold.

Mediums – KTDA mediums were irregular at firm to USC10 dearer to USC6 below previous rates and many lines were neglected; plantation mediums were well competed for and appreciated by up to USC32 with selected invoices at USC74 above last prices.

Plainer – Were irregular at steady to USC10 dearer while others lost up to USC14.

PF1:-

Best – Steady to USC10 dearer to easier by up to USC22.

Brighter – Shed up to USC8.

Mediums – KTDA mediums were firm to USC10 dearer to USC6 below previous prices while plantation mediums ranged between steady to USC13 dearer to easier by up to USC12.

Plainer – Irregular with some teas advancing by up to USC10 to easier by up to USC16.

Dust Grades (M1) - Offerings: 38,980 packages (2.88m/kgs) – 22.27% unsold.

PDUST:-

Best – Were steady to USC7 below previous levels.

Brighter – Met irregular interest and varied between firm to USC4 dearer to easier by up to USC8.

Mediums – KTDA mediums held value with plantation mediums lower by up to USC12.

Plainer – Were discounted by up to USC14.

DUST1:

Best – Were irregular ranging between firm to USC11 dearer to easier by up to USC4.

Brighter – Varied between steady to USC6 dearer to easier by up to USC8.

Mediums – KTDA mediums were firm at last levels while plantation mediums lost up to USC10.

Plainer – Lost by up to USC14.

Secondary grades (S1) -

Offerings: 26,180 packages (1.32m/kgs) -21.47% unsold.

In the Secondary Catalogues, best BPs appreciated while others were barely steady; PFs were firm. Clean well sorted coloury Fannings held value with DUSTs firm. Other Fannings were irregular while similar DUSTs tended dearer. BMFs were well absorbed.

Markets

Pakistan Packers, Yemen, other Middle Eastern countries and Afghanistan maintained useful support while Bazaar and Egyptian Packers showed reduced enquiry. UK, Sudan, Kazakhstan and other CIS states were active but selective with Russia and Iran showing some activity. Local Packers were less active. Somalia maintained interest at the lower end of the market.

MALAWI TEA MARKET REPORT - SALE 33 of 17/08/2022

Less and selective demand continued at firm levels where sold/.

BP1 – Few lines were taken out under bids.

PF1SC – Two lots on offer sold firm.

PF1 – were generally not supported.

PD – N/A.

D1 – Sold at firm rates.

Secondary teas were mainly neglected.

WEATHER/CROP FOR THE WEEK ENDING 14TH AUGUST, 2022

It has been warm to hot and sometimes windy at night.

Crop intakes remain low.

SOUTH INDIAN ROUNDUP FOR THE WEEKENDING

13TH AUGUST, 2022

KOCHI

CTC LEAF

Demand : Fair demand. All grades sold irregularly around last levels. Limited quantity of PF & BOPF appreciated in value.

ORTHODOX LEAF

Demand : Good demand.

Market : High grown & medium whole leaf, larger brokens sold fully firm levels. Smaller brokens sold irregularly around last levels.

Buying Pattern : Middle East and CIS buyers operated.

DUST

Demand : Good general demand.

Market : Market Opened with good mediums on offer & prices realized for these were fully firm. Few Popular marks advanced by Rs 1 to Rs 2 and sometimes more.

Buying Pattern : Major Blenders were active & internal buyers operated.

COONOR

CTC LEAF

Demand : Strong.

Market : Opened irregularly lower by Rs. 2/- to Rs. 3/- with BOPF's trading fully firm to occasionally dearer. However as the sale progressed the market gained momentum and went on to be sold at fully firm to dearer across all types and grades. The price surge was even better on the fairly blacker and cleaner types.

The overall sale percentage is 88% at an average of Rs. 83.57.

Buying Pattern : Good to strong enquiry was forthcoming from the Major Blenders and other Packeteers. Export has been rendering fair support on the Bolder Brokens and BOPF's. Fair Internal participation was also noticed.

ORTH LEAF

Demand : Good.

Market : Barring a few popular cleaner Brokens and Whole Leaf grades, others have shown an easier tendency. The price drop of Rs. 5/- to Rs. 10/- were seen on the unclean teas along with the Secondaries. Fannings were easier by Rs. 2/- to Rs. 5/-.

The overall sale percentage is 81% at an average of Rs. 111.10.

Buying Pattern : There was an equal participation from both Internal as well as Exporters. Kushal Tea was seen active on the Internal front. Shah Brothers and Young Tea were seen active on the Export front.

CTC DUST

Demand : Strong.

Market : The market continued to be strong and buyout with prices seem to be going up further by Rs. 2/- to Rs. 5/- with the cleaner and blacker Bolder dusts trading even higher.

The overall sale percentage is 92% at an average of Rs. 96.83.

Buying Pattern : Strong Export enquiry was forthcoming with active participation from Bhansali and Girnar. On the Internal from Anjaneya Enterprises continued their buying on the Brighter types.

ORTH DUST

Demand : Good.

Market : Steady to firm on the Primary dusts and on the Finer dusts. However the Secondaries were rather trading irregularly lower by Rs. 3/- to Rs. 5/-.

The overall sale percentage is 82% at an average of Rs. 95.25.

Buying Pattern : Anjaneya Enterprises was active on the Primary high-grown. Girnar and Madhu Jayanthi were also seen operating on the Secondaries and Finer dusts.

COIMBATORE

CTC LEAF

Demand : Fair general demand.

Market : Better medium and popular sorts were barely steady with heavy withdrawals. Mediums were fully firm to dearer by Rs.2/- to Rs.4/- sometimes more. Plain teas were barely steady.

Buying Pattern : Blenders, packeteers and exporters were active. Others selective.

ORTH LEAF

Demand : Fair demand.

Market : Whole leaf barely steady. Better medium broken were barely steady to lower up to Rs.15/- with heavy withdrawals. Secondary broken were lower by Rs.5/- with some withdrawals.

Buying Pattern : Exporters were selective. Others active.

CTC DUST

Demand : Good general demand.

Market : Better medium/popular teas sorts were firm to occasionally dearer with some withdrawals. Medium teas were firm to dearer by Re.1/- to Rs.2/-. Plain teas were barely steady to occasionally dearer.

Buying Pattern : Blenders, packeteers and exporters were selective. Internal were active.

ORTH DUST

Market : Not quotable.

Source: Paramount Tea Marketing (SI) Private Limit

SALE NO.14 OF MONDAY 16th August, 2022

- CTC LEAF** : 49,353 packages of Current Season teas on offer met with a good demand.
- BROKENS** : Best Brokens met with a strong demand selling at firm to dearer rates. Good and Medium Brokens followed a similar trend with plain types dropping further in price with quite a few withdrawals. BLF teas witnessed some demand but again prices declined with many withdrawals.
- FANNINGS** : Best Fannings were a strong feature but demand eased a little as the sale progressed. Good varieties met with a fairly good demand but tended easier. Medium types met with only a fair demand and were a little easier with fair withdrawals. BLF teas witnessed some demand but again prices declined with many withdrawals.
- CTC DUST** : 13,617 packages of Current Season teas on offer met with quite a good demand. Good liquoring well made Dusts sold well at slightly easier rates compared to last sale. However, their Mediums were fully firm to slightly dearer closely following quality. Plain and BLF Dusts were an easier market and saw fair withdrawals. Blenders lent strong support with fair interest from the Loose tea buyers.
- COMMENTS** : Market commenced with a fairly strong note but as the sale progressed competition lessened somewhat. However, prices firmed up again towards the close. Blenders lent good support but there was less interest from the loose tea buyers. As a result withdrawals were a little higher in the catalogue.

Dusts sold well.

Quotations – This Week – (In Taka)

| Brokens | This Week | Last Week | Fannings | This Week | Last Week | Dust | This Week | Last Week |
|----------------|------------------|------------------|-----------------|------------------|------------------|-------------|------------------|------------------|
| Large | 202-207N | NQTA | Best | 215 - 225 | 215 - 225 | PD | 125 - 238 | 195 - 243 |
| Medium | 195 - 210 | 198 - 212 | Good | 200 - 210 | 205 - 210 | RD | 130 - 370 | 120 - 375 |
| Small | 195 - 210 | 198 - 212 | Medium | 190 - 195 | 193 - 198 | D | 154 - 386 | 165 - 365 |
| Plain | 180 - 190 | 180 - 190 | Plain | 180 - 190 | 180 - 190 | CD | 164 - 447 | 213 - 420 |
| BLF | 125 - 140 | 125 - 145 | BLF | 125 - 140 | 125 - 145 | BLF | 125 - 175 | 120 - 165 |

COURTESY: NATIONAL BROKERS LTD

17th August, 2022.

-/tp



LANKA COMMODITY BROKERS LTD

SRI LANKA TEA PRODUCTION- JULY, 2022

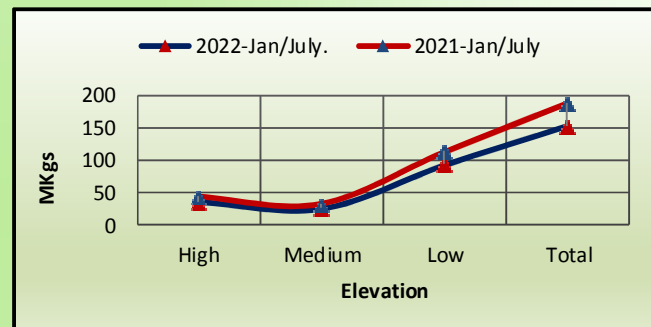
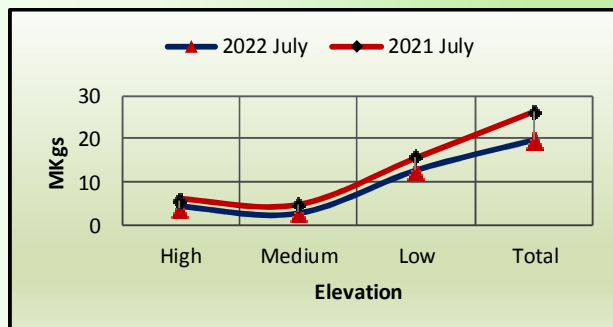


Sri Lanka has once again recorded a dismal tea crop for the month of July, 2022, of a mere 19.8 Mkgs which reflects a drop of 6.5 Mkgs when compared to the harvest of 26.3 Mkgs in July 2021. During the first 7 months of the current year, the total production of all three elevations amounts to only 153.0 Mkgs which is a decline of 35.0 Mkgs when compared to the corresponding figure of 188.0 Mkgs, recorded in 2021. The year-to-date deficit of 35.0 Mkgs is expected to widen further in view of the poor crop intakes that are being recorded in August as well, and, there is a little doubt therefore, that, Sri Lanka will have one of the lowest recorded Tea Productions at the end of the current year.

Given below are more comprehensive details relating to tea production.

Sri Lanka Tea Production-July 2022 vs. 2021 (In Kgs)

| | 2022-July | 2021-July | +/- | % | Jan/ July. 2022 | Jan/July. 2021 | +/- | % |
|---------------|-------------------|-------------------|--------------------|-------------|--------------------|--------------------|---------------------|-------------|
| High | 4,087,998 | 5,848,256 | (1,760,258) | (30) | 35,538,279 | 42,465,565 | (6,927,287) | (16) |
| Medium | 2,895,363 | 4,847,552 | (1,952,190) | (40) | 25,070,354 | 32,907,668 | (7,837,314) | (24) |
| Low | <u>12,877,521</u> | <u>15,688,977</u> | <u>(2,811,456)</u> | <u>(18)</u> | <u>92,424,592</u> | <u>112,725,791</u> | <u>(20,301,199)</u> | <u>(18)</u> |
| Total | <u>19,860,882</u> | <u>26,384,786</u> | <u>(6,523,904)</u> | <u>(25)</u> | <u>153,033,225</u> | <u>188,099,025</u> | <u>(35,065,800)</u> | <u>(19)</u> |



During the period January to July, 2022 the larger crop harvests have been from the following regions.

| Crop Harvest Data - Top 20 Districts Jan/July 2022 Vs 2021 | | | | |
|--|--------------------------------|---------------------|--------------------|---------------|
| | DISTRICT | TEA CROP 2022 (KGS) | TEA CROP 2021(KGS) | (+/-) |
| 1 | Ratnapura | 24,166,904.0 | 30,356,873.0 | (6,189,969.0) |
| 2 | Galle | 20,989,286.0 | 26,431,434.0 | (5,442,148.0) |
| 3 | Gampola/Nawalapitiya/Dolosbage | 11,009,264.0 | 12,194,067.0 | (1,184,803.0) |
| 4 | Kalutara | 9,520,389.0 | 11,460,624.0 | (1,940,235.0) |
| 5 | Matara | 7,357,290.0 | 8,653,959.0 | (1,296,669.0) |
| 6 | Deniyaya | 6,868,635.0 | 8,335,694.0 | (1,467,059.0) |
| 7 | Demodara/Haliella/ Badulla | 5,505,575.0 | 6,036,441.0 | (530,866.0) |
| 8 | Nanuoya/Lindula/Talawakelle | 4,741,833.0 | 5,702,958.0 | (961,125.0) |
| 9 | Balangoda/Rakwana | 4,560,187.0 | 5,602,273.0 | (1,042,086.0) |
| 10 | Kelani Valley | 4,440,986.0 | 5,219,284.0 | (778,298.0) |
| 11 | Hatton /Dickoya | 4,086,139.0 | 5,450,023.0 | (1,363,884.0) |
| 12 | Kegalle | 3,219,626.0 | 4,421,931.0 | (1,202,305.0) |
| 13 | Pussellawa/Hewaheta | 3,090,776.0 | 3,750,088.0 | (659,312.0) |
| 14 | Morawaka | 3,052,882.0 | 3,827,141.0 | (774,259.0) |
| 15 | Bogawantalawa | 3,051,428.0 | 3,631,268.0 | (579,840.0) |
| 16 | Kadugannawa | 2,836,833.0 | 2,900,186.0 | (63,353.0) |
| 17 | Agarapathana | 2,682,290.0 | 3,591,583.0 | (909,293.0) |
| 18 | Upcot/Maskeliya | 2,626,496.0 | 3,547,520.0 | (921,024.0) |
| 19 | Balangoda | 2,596,884.0 | 3,238,486.0 | (641,602.0) |
| 20 | Haputale | 2,276,958.0 | 1,955,298.0 | 321,660.0 |

August 17, 2022

JRA: sr

INTERNATIONAL TEA NEWS

Kenyan tea pickers' court bid against Scottish firm is halted

Case being brought in the Court of Session has temporarily ceased due to action being taken in the Kenyan legal system



Those bringing the case allege they were required to carry out repetitive manual labour in Kenya's Kericho region (Image: REUTERS)

James Finlay, the Scottish tea company fighting a multi-million pound class action lawsuit, has won a court order to bring the case to a temporary halt.

The Aberdeen-registered company is being sued for damages by more than 1,000 former and current employees, who claim they suffered musculoskeletal injuries working on its tea farms in Kenya.

Lawyers for the workers said the court order was a "very desperate attempt" after coming together against the company in the Court of Session.

James Finlay **lost an appeal against the case being allowed to go ahead** and has instead now taken action through the legal system in Kenya.

Following its application, the Employment and Labour Relations Court in Nairobi has issued an interim anti-suit injunction, prohibiting the workers from pressing ahead with the Scottish case for now.

Those bringing the case allege they were required to carry out repetitive manual labour, with long hours and no breaks in Kenya's Kericho region.

Their lawyers had expected many more former tea pickers to join the lawsuit over the coming months, but that process has been stopped under the injunction.

In court papers, James Finlay argued that the Court of Session case represents an "an assault on the sovereignty of the Republic of Kenya" and violates the country's constitution.

It described the Scottish lawsuit as "vexatious, oppressive, unjust, unconscionable and costly to defend" and said it will cause the company "irreparable damage and harm".

It contends that the "proper and natural forum" for a work injury dispute involving Kenyan workers governed by Kenyan law is in Kenya, not Scotland.

Another hearing involving lawyers from both sides is scheduled to take place in the Nairobi court later this month.

The tea pickers' legal team, led by Thompsons Solicitors, is expected to challenge the order, having previously argued that as a Scottish company, James Finlay is open to legal action in Scotland's courts.

The wider Finlays group is one of the world's biggest tea producers, with customers including Starbucks. It dates back to a Scottish textile merchant, who founded the business in 1750.

An auction in Kolkata sells Assam Orthodox tea for Rs 22K per kilogram Aug 11, 2022 | Poonam Nath.

Digital Desk: The Mokalbari Tea Estate in eastern Assam produced a batch of Assam Orthodox specialty tea that was sold for Rs 22,000 per kg on Wednesday at the auctions in Kolkata.

The tea was purchased by Kolkata-based Bhansali and Company for its Russian buyer, Masterskaya of Tea, according to representatives of the Mokalbari Tea Estate.

The tea achieved the highest price to date in the Kolkata auction market.

Anish Bhansali, the director of Bhansali and Company, said: "We have a large global customer base that is interested in such specialized tea. One of the leading Assamese Orthodox producers, Mokalbari, rarely offers such specialized tea for auction. Our customer is overjoyed to be able to buy the tea. "

Ajay Jalan, the director of Mokalbari Tea Estate, claims that they often ship such expensive specialty tea directly to Europe and infrequently sell through the auction market.

"These treats are created by hand using a unique tea varietal. We are pleased with the positive response from the customers and plan to continue providing these specialties in the future," said Jalan.

With three tea estates covering 800 hectares of land and employing 1,600 skilled workers, the Mokalbari Group produces two million kg of both CTC and Orthodox forms of tea each year.

There are about 850 large tea estates in Assam, which produces about 55% of all the tea in India. In addition, thousands of small tea gardens are privately held.