



LANKA COMMODITY BROKERS LTD
TEA MARKET REPORT

P.O.Box.2077, Colombo, No: 780, Maradana Road, Colombo 10, Sri Lanka.
Tel:94 11 5222300 Fax: 94 11 5377090 E-mail: lcbl@lcbl-sl.com Website: www.lcbl-sl.com



SALE NO.15 OF 20TH/21ST APRIL, 2021

C O M M E N T S

This week's tea auction (Sale # 15) was conducted on April 20 & 21 (Tue/Wed) after a break of almost 2 weeks on account of the Sinhala & Tamil New Year Holidays, and, the offer quantity of 6.8 m/kgs was 0.3 m/kgs higher to that of the previous sale. The Low Grown Leafy/ Semi Leafy/ Tippy & Small Leaf/ Premium Flowery catalogues totaled 3 m/kgs, whilst Main Sale High & Medium category amounted to 0.9 m/kgs. The Ex Estate catalogue had 1m/kgs.

Meanwhile, the Sri Lanka Tea Production for March, 2021 has amounted to 28.4 m/kgs, a gain of 14.8 m/kgs over the corresponding month last year. The single highest contribution towards this improvement is seen from the low elevation with a gain of 128.94% over March, 2020 whilst the high and medium elevations too have increased by 88.05% and 86.25% respectively. During the first quarter of this calendar year, the total production is 74 m/kgs, an improvement of 20.3 m/kgs (37.91%) over Jan/March, 2020. More details appear elsewhere in this report.

The Ex Estate market witnessed good demand. Several factors would have contributed towards this, chiefly amongst which was the recent depreciation of the SL Rupee against the US Dollar which makes our current price levels more attractive to international buyers. Additionally, the suspension of the Mombasa Tea Auction after a raid by a Directorate of Criminal Investigations (DCI) resulted in some traditional demand from the Mombasa Tea Auction too being directed to Colombo. Best westerns were irregular following quality, but in the below-best segment, a range of coloury BOP's gained up to Rs. 20/- whilst their corresponding BOPF's appreciated Rs. 20/- to 40/-. Nuwara Eliya's continued to attract tall prices. Uda Pussellawa BOP's were firm and their BOPF dearer by Rs. 10/- to 20/-. Neater Uva BOP's/BOPF's gained up to Rs. 30/- but poorer leaf teas were irregular and easier. CTC BP1's were irregularly easier. Coloury high and medium PF1's were firm to dearer while others were easier. Low grown PF1's generally declined Rs. 20/- per kg. There was good demand from the UK, Japan and Germany for best Westerns. Buyers for China and Hong Kong too were active. Russia supported the "Tea Bag" types.

Low grown encountered fair but selective demand which was again more focused towards teas with good make and style. With the commencement of Ramadan coupled with hot weather, tea consumption in the Middle Eastern sector generally sees a decline, and, this week's market was irregular in sync with the drop in demand from some of our traditional Gulf markets. Russia and the CIS were active on selected leafy teas with good make whilst secondary sorts were sometimes neglected in the case of mixed leaf types. The better made PEK/PEK1's generally maintained last levels but poorer teas were easier. A range of neat and well-made FBOP's / FBOPF1's in the "Tippy / Small Leaf Catalogue" held firm; others were easier following quality.

This week's auction comprised of **11,914** lots with a total quantity of **6,839,539** kgs.

The catalogue wise breakdown was as follows:-

	<u>Lot</u>	<u>Qty. (Kgs)</u>
Low Grown Leafy	2,052	919,674
Low Grown Semi Leafy	1,889	965,114
Low Grown Tippy	2,076	1,088,287
High & Medium	1,806	908,983
Off Grade/BOP1A	2,289	1,248,121
Dust	595	590,285
Premium Flowery	290	49,656
Ex-Estate	<u>917</u>	<u>1,069,419</u>
Total	<u>11,914</u>	<u>6,839,539</u>

In Lighter Vein

Two Nuns Shop for Some Beer

While shopping in a food store, two nuns happened to pass by the beer, wine, and liquor section. One asked the other if she would like a beer. The second nun answered that, indeed, it would be very nice to have one, but that she would feel uncomfortable purchasing it.

The first nun replied that she would handle it without a problem. She picked up a six-pack and took it to the cashier. The cashier was surprised, so the nun said, "This is for washing our hair."

"Without blinking an eye, the cashier reached under the counter and put a package of pretzel sticks in the bag with the beer. "The curlers are on me."

(Cont'd...2)

LOW GROWNS - LEAFY/SEMI

- BOP1** : Select best teas declined by Rs.50/-; balance too eased but up to a lesser extent. Teas at the lower end were generally an easier feature.
- OP1** : Best teas were firm to lower; balance declined Rs.20-30/- per kg. Stalky invoices too were lower by Rs.20/- and at times more.
- OP** : Select best invoices maintained last levels; balance was irregularly lower. Teas at the lower end too declined.
- OPA** : Teas in the select best category declined substantially; balance was irregular. Poor sort were easier by Rs.20-30/- per kg.
- PEK/PEK1**: Select best invoices declined Rs.30-40/- per kg; balance too were lower and at times were difficult of sale. Bold pekoes declined by Rs.20-30/-. Teas at the lower end tended irregular.

Quotations (Rs./Kg)

	Best		Below Best		Others	
	<u>This Week</u>	<u>Last Week</u>	<u>This Week</u>	<u>Last Week</u>	<u>This Week</u>	<u>Last Week</u>
BOP1	800-1000	830-1000	550-580	570-600	500-540	530-560
OP1	780-1050	820-1100	570-640	600-650	400-450	430-470
OP	620-650	620-650	530-600	550-600	430-470	450-480
OPA	620-650	620-650	530-600	540-600	430-460	440-470
PEK/PEK1	800-880	800-920	660-700	680-720	460-500	470-520

TIPPY/SMALL LEAF

- BOP/BOPSP** : Few select Best BOPs met with good demand; balance were firm on last levels.
- BOPF/BOPFSP** : BOPF in general maintained.
- FBOP/FBOP1** : Select Best FBOPs barely steady. However, Below Best together with bolder varieties declined sharply. Teas at the lower end were easier. FBOP1's in general easier.
- FBOPF/FBOPF1** : Tippy teas continue to attract good demand. Best and cleaner Below Best were firm; others irregular following quality. Few select Best FF1s sold around last levels.; balance together with Best declined. However, Cleaner Below Best and cleaner teas at the lower end were firm; others were lower following quality.
- FBOPFSP/EXSP** : Invoices in the top category and the below best held firm. Teas at the lower end appreciated.

Quotations (Rs./Kg)

	Best		Below Best		Others	
	<u>This Week</u>	<u>Last Week</u>	<u>This Week</u>	<u>Last Week</u>	<u>This Week</u>	<u>Last Week</u>
BOP/BOPSP	900-1200	800-1020	700-800	700-750	500-550	500-550
BOPF /BOPFSP	750-850	750-870	650-750	650-700	500-550	500-550
FBOP/FBOP1	900-1160	900-1120	750-800	750-800	550-600	550-600
FBOPF/FBOPF1	900-1020	900-1000	800-900	800-900	550-600	560-600
FBOPFSP/EXSP	2000-2650	2000-3700	1000-1500	900-1500	600-700	600-650

MEDIUM GROWN LEAFY/SEMI LEAFY TEAS

FBOP : Select best declined by Rs.30-40/- whilst the others were irregular and mostly lower.

FBOPF/FBOPF1: Best on offer maintained last levels whilst the others were Rs.20-30/- lower.

PEK/PEK1: Best on offer declined Rs.30-40/- whilst the others were Rs.20-30/- lower.

<u>Quotations (Rs./Kg)</u>	Best		Below Best		Others	
	<u>This Week</u>	<u>Last Week</u>	<u>This Week</u>	<u>Last Week</u>	<u>This Week</u>	<u>Last Week</u>
FBOP	700-900	720-960	600-700	620-720	500-600	520-620
FBOPF/FBOPF1	680-820	700-820	570-680	580-700	500-570	480-580
PEK/PEK1	760-870	800-890	660-760	700-800	580-660	600-700

HIGH GROWNS

BOP: Best Western's – majority of the teas declined Rs.20 per kg and more following quality. In the Below Best category, few select coloury teas gained up to Rs.20 per kg, whilst the others declined by a similar margin. At the lower end, clean leaf thin liquoring teas declined Rs.20 per kg and more, whilst the others were firm. Nuwara Eliya's continued to sell well. Uda Pussellawa's were firm to marginally dearer. Uva's – select invoices gained Rs.30-40 per kg whilst the others, where quality was not maintained, were firm and Rs.20-30 per kg lower.

BOPF: Best Western's – select high priced teas were irregular following quality, whilst the others gained Rs.30-50 per kg. In the Below Best category, clean leaf coloury sorts gained Rs.20-40 per kg and more, whilst the others were firm and dearer to a lesser extent. At the lower end, coloury teas gained Rs.20-30 per kg, whilst the thin liquoring sorts were firm and dearer to a lesser extent. Nuwara Eliya's continued to sell well. Uda Pussellawa's were firm and Rs.10-20 per kg dearer following quality. Uva's – select invoices gained Rs.30-40 per kg, whilst the others were firm and up to Rs.20 per kg dearer.

<u>Quotations (Rs./Kg)</u>	BOP		BOPF	
	<u>This Week</u>	<u>Last Week</u>	<u>This Week</u>	<u>Last Week</u>
Best Westerns	670-780	680-800	740-800	780-890
Below Best Westerns	600-650	600-670	680-720	670-690
Plainer Westerns	500-590	500-580	640-670	630-660
Nuwara Eliyas	740-1,140	840-1250	620-940	520-900
Brighter Uda Pussellawas	550-610	560-650	620-670	630-670
Other Uda Pussellawas	530-540	500-530	580-600	550-610
Best Uva's.	650-670	570-610	690-750	660-690
Other Uva's	540-610	500-530	630-680	620-640

MEDIUM GROWN TEAS

BOP: Irregular following quality.

BOPF: Clean leaf coloury sorts were Rs.30-40 per kg dearer, whilst the others were irregular.

<u>Quotations (Rs./Kg)</u>	BOP		BOPF	
	<u>This Week</u>	<u>Last Week</u>	<u>This Week</u>	<u>Last Week</u>
Best Westerns	650-760	620-800	510-720	530-680

CTC

High Grow : **BP1s** – Rs.10-20/- per kg lower.
PF1s – Select well-made coloury sorts were up to Rs.20 per kg dearer, whilst the others were irregular and mostly easier.

Medium Grown : **BP1s** – Rs.20/- per kg lower.
PF1s – Clean leaf coloury sorts were firm, whilst the others were irregularly easier.

Low Grown : **BP1s** – Irregular and tended easier.
PF1s – Rs.10-20/- per kg lower.

<u>Quotations (Rs./Kg)</u>	PF1		BP1	
	<u>This Week</u>	<u>Last Week</u>	<u>This Week</u>	<u>Last Week</u>
High	450-690	480-620	450-490	500-510
Medium	460-590	400-580	400-540	350-520
Low	400-780	450-800	450-630	410-680

(Cont'd...4)

OFF GRADES

Liquoring FNGS appreciated Rs.10-20/-.. Clean Low Grown FNGS/FNGS1s held firm. Best BP's advanced Rs.20/- per kg. Well made BMs appreciated Rs.10-20/- per kg. Lower end teas held firm. Select best BOP1A's held firm. Best and below best lower end teas held firm.

QUOTATIONS (Rs/kg)	HIGH		MEDIUM		LOW	
	<u>This Week</u>	<u>Last Week</u>	<u>This Week</u>	<u>Last Week</u>	<u>This Week</u>	<u>Last Week</u>
Good Fannings (Orthodox)	450-590	420-570	450-490	450-490	450-490	450-490
Good Fannings (CTC)	380-540	375-520	400-520	400-520	380-450	380-450
Other Fannings (Orthodox)	400-460	400-460	400-460	400-460	400-460	400-460
Other Fannings (CTC)	N/A	N/A	N/A	N/A	N/A	N/A
Good BM's	450-490	450-470	450-490	450-470	450-500	450-470
Other BM's	440-470	430-460	440-470	430-460	440-470	430-460
Best BOP1As	490-510	490-510	490-510	490-500	500-570	490-560
Other BOP1As	450-470	450-460	450-470	450-470	450-470	450-470

DUST

Select best liquoring High Grown D1's were dearer by Rs.10-20/- and at times more whilst the balance too followed a similar trend. Poor varieties however declined by Rs.20/-. Low Grown Clean Dust/Dust1's eased Rs.20-30/-. PD's from High & Medium elevations were fully firm on last levels whilst Low Grown PD's firm to dearer and gained Rs.20-30/- and at times more as the sale progressed.

QUOTATIONS (Rs/kg)	HIGH		MEDIUM		LOW	
	<u>This Week</u>	<u>Last Week</u>	<u>This Week</u>	<u>Last Week</u>	<u>This Week</u>	<u>Last Week</u>
Good Primary Dust 1(Orthodox)	700-870	680-850	550-630	580-660	530-710	500-640
Good Primary PD (CTC)	550-690	500-630	520-670	530-680	630-750	600-700
Secondary Dust	370-450	390-480	372-450	390-460	350-430	390-460

World Crop Statistics (MKGS)

Country	Month	2020	2021	Difference +/-	To-date 2020	To-date 2021	Difference +/-
<i>SRI LANKA</i>	<i>Feb.</i>	<i>18.21</i>	<i>22.37</i>	<i>4.16</i>	<i>40.15</i>	<i>45.50</i>	<i>5.35</i>
<i>BANGLADESH</i>	<i>Jan.</i>	<i>0.175</i>	<i>0.286</i>	<i>0.11</i>	<i>0.175</i>	<i>0.286</i>	<i>0.1</i>
<i>KENYA</i>	<i>Jan.</i>	<i>53.63</i>	<i>48.89</i>	<i>-4.74</i>	<i>53.63</i>	<i>48.89</i>	<i>-4.7</i>
<i>SOUTH INDIA</i>	<i>Jan.</i>	<i>16.02</i>	<i>16.05</i>	<i>0.0</i>	<i>16.02</i>	<i>16.05</i>	<i>0.03</i>
<i>NORTH INDIA</i>	<i>Jan.</i>	<i>0.04</i>	<i>0.0</i>	<i>-0.04</i>	<i>0.04</i>	<i>0.0</i>	<i>-0.04</i>

Country	Month	2019	2020	Difference +/-	To-date 2019	To-date 2020	Difference +/-
<i>MALAWI</i>	<i>Dec.</i>	<i>4.90</i>	<i>5.20</i>	<i>0.3</i>	<i>48.20</i>	<i>45.20</i>	<i>-3.0</i>
<i>UGANDA</i>	<i>Nov.</i>	<i>4.79</i>	<i>0.18</i>	<i>-4.6</i>	<i>55.70</i>	<i>35.50</i>	<i>-20.20</i>

<u>WESTERN MEDIUM</u>			<u>UVA MEDIUM</u>			<u>LOW GROWN LEAFY GRADES</u>		
Harangalla	BOP	760/-	*Halpewatte Uva	BOP	780/-	Pothotuwa	BOP1	1250/-
*Dartry Valley	BOP	760/-	Glen Alpin	BOPSP	740/-	Kiruwana ganga	BOP1	1250/-
Nayapane	BOPSP	630/-	*Halpewatte Uva	BOPSP	700/-	Gunawardena	OP1	1800/-
Vellai Oya	BOPF/BOPFSP	720/-	Dickwella	BOPF/BOPFSP	740/-	Sunrise	OP	880/-
Doombagastalawa	BOP1	960/-	Demodara S	BOP1	900/-	Sunrise	OPA	1000/-
Harangalla	FBOP/FBOP1	900/-	Sarnia Plaiderie	FBOP /FBOP1	810/-	Liyonta	OPA	980/-
Dartry Valley	FBOPF/FBOPF1	820/-	Dickwella	FBOPF/FBOPF1	740/-	*Makandura	OPA	920/-
Kenilworth	OP/OPA	640/-	Telbedde	FBOPF/FBOPF1	740/-	Liyonta	PEKOE	1250/-
*Dartry Valley	OP/OPA	630/-	Pettiagalla	FBOPF/FBOPF1	740/-	Matuwagala Super	PEKOE1	1250/-
Ingurugala	OP1	750/-	Demodara S	FBOPF/FBOPF1	740/-			
Harangala	PEK/PEK1	870/-	Ury	FBOPF/FBOPF1	740/-			
			Glen Alpin	OP/OPA	650/-	<u>LOW GROWN TIPPY GRADES.</u>		
			Telbedde	OP1	900/-	*Kanneliya	BOP	1200/-
			Glen Alpin	PEK /PEK1	870/-	*Hidellana	BOP	1020/-
<u>WESTERN HIGH</u>						*Geekiyana hena	BOPSP	1250/-
Somerset	BOP	780/-	<u>UVA HIGH</u>			*Peak Paradise	BOPSP	1200/-
Somerset	BOPSP	690/-	Glenanore	BOP	730/-	*Andaradeniya Sup	BOPSP	860/-
Somerset	BOPF/BOPFSP	800/-	*Battawatte	BOP	700/-	*Hidellana	BOPF	790/-
Waltrim	BOPF/BOPFSP	800/-	Spring Valley	BOPSP	720/-	*Hidellana	BOPF	780/-
Bearwell	BOPF/BOPFSP	800/-	Bandaraeliya	BOPF/BOPFSP	750/-	*Allen Valley	BOPF	730/-
Venture	BOP1	850/-	Glenanore	BOP1	760/-	*Ihalapanapitiya	BOPFSP	850/-
Inverness	FBOP/ FBOP1	980/-	Spring Valley	BOP1	760/-	*Peak Paradise	BOPFSP	770/-
Inverness	FBOPF/FBOPF1	1000/-	Aislaby	FBOP/ FBOP1	920/-	*Hidellana	FBOP	1160/-
Torrington	OP/OPA	610/-	Glenanore	FBOPF/FBOPF1	740/-	Sithaka	FBOP	1140/-
Torrington	OP1	700/-	Aislaby	FBOPF/FBOPF1	740/-	Cecilayan	FBOP1	1020/-
Inverness	PEK/PEK1	800/-	Uva Highlands	FBOPF/FBOPF1	740/-	Sihara	FBOPF	1020/-
			Ranaya	FBOPF/FBOPF1	740/-	Nilkandura	FBOPF	900/-
<u>NUWARA ELIYA</u>			Spring Valley	OP/OPA	620/-	Yalta	FBOPF1	940/-
Lovers Leap	BOP	1140/-	Glenanore	OP1	780/-			
Mahagastotte	BOP	1140/-	Uva Highlands	OP1	780/-	<u>PREMIUM FLOWERY.</u>		
Lovers Leap	BOPF /BOPF SP	940/-	Glenanore	PEK /PEK1	830/-	*Garden Leaf	FBOPFSP	2100/-
Mahagastotte	BOPF /BOPF SP	940/-				Lions	FBOPFEXSP	2650/-
Court Lodge	FBOP/ FBOP1	1300/-	<u>UDA PUSSELLAWA</u>			Samwin	FBOPFEXSP1	2000/-
Mahagastotte	PEK/PEK1	720/-	Lucky Land	BOP	610/-	*Sithaka	FBOPFEXSP1	1550/-
			Kirklees	BOPSP	590/-			
			Lucky Land	BOPF/BOPFSP	670/-	<u>High - DUST</u>		
			Gordon	FBOP/ FBOP1	740/-	Mattakelle	Dust1	870/-
			Gampaha	FBOP/ FBOP1	750/-	Dunsinane	CTC PD	690/-
			Delmar	FBOPF/FBOPF1	700/-			
			Delmar	OP/OPA	590/-	<u>Medium - DUST</u>		
			Gordon	OP/OPA	590/-	*Rothschild	Dust1	630/-
			Gonapitiya	OP/OPA	590/-	Delta CTC	PD	670/-
			Gonapitiya	OP1	600/-			
			*Delmar	PEK /PEK1	630/-	<u>Low - DUST</u>		
						Cecilayan	Dust1	710/-
<u>CTC TEAS</u>						Kalubowitiyana CTC	PD	750/-
<u>HIGH GROWN</u>								
Dunsinane CTC	PF1	690/-	<u>OFF GRADES</u>					
Ulugedara CTC	BP1	510/-	Lethenty	FNGS/FNGS1	640/-			
Ulugedara CTC	BPS	480/-	Hingalgoda CTC	PFGS	640/-			
			Gunawardena	BM	630/-			
<u>MEDIUM GROWN</u>			Sachitha	BP	630/-			
Rothschild CTC	PF1	590/-	Telbedde	BP	630/-			
Delta CTC	BP1	540/-	Dickwella	BP	630/-			
Carolina CTC	BPS	460/-	Chandrika Estate	BP	630/-			
			Lumbini Watte	BOPIA	660/-			
<u>LOW GROWN</u>								
Hingalgoda CTC	PF1	780/-						
Cecilayan CTC	BP1	630/-						
Cecilayan CTC	BPS	640/-						
Peakwatte	OF	440/-						

COLOMBO AUCTION - GROSS SALE AVERAGES

SALE NO.14 OF 07TH April, 2021

	2021			2020	
	Weekly	Month to Date	Year to Date	Weekly	Year to Date
Uva High Grown	593.43	594.84	583.32	639.20	522.87
Western High Grown	635.44	637.42	633.43	648.84	591.47
High Grown	623.32	625.03	620.78	644.59	573.72
Uva Medium	585.40	587.14	597.93	698.52	566.76
Western Medium	556.18	556.38	582.13	588.58	523.63
Medium Grown	564.88	565.57	586.46	630.45	535.21
Low Grown (Orthodox)	660.94	660.94	684.74	754.66	660.78
Combined L.G. (Orthodox + CTC)	650.61	647.14	674.37	721.38	641.39
Total	629.69	628.05	649.34	685.30	609.66

DETAILS OF TEAS AWAITING SALES


	<u>Sale of 27th/28th April, 2021</u>		<u>Sale of 04th/05th May, 2021</u>	
	Lots	Qty. (Kgs)	Lots	Qty. (Kgs)
Low Grown Leafy	2,130	945,444	2,221	1,002,569
Low Grown Semi Leafy	2,073	1,059,395	1,743	899,601
Low Grown Tippy	2,060	1,091,661	2,093	1,113,372
High & Medium	1,853	948,396	1,989	1,011,928
Off Grade/BOP1A	2,313	1,282,526	2,493	1,360,753
Dust	585	630,068	601	583,504
Premium Flowery	317	54,867	309	54,109
Ex-Estate	<u>933</u>	<u>1,067,582</u>	<u>891</u>	<u>1,011,043</u>
Total	<u>12,264</u>	<u>7,079,939</u>	<u>12,340</u>	<u>7,036,939</u>

Private Sale Figures (12.04.2021 – 17.04.2021) - 24,332.29 Kgs

Cumulative - 1,608,763.89Kgs

කළමනාකරණ කළමනාකරණ කළමනාකරණ කළමනාකරණ කළමනාකරණ

We wish to congratulate
OUVAHKELLIE TEA FACTORY
Managed by
HATTON PLANTATIONS PLC
for obtaining certification
for

 **ISO 22000:2018**

 **HACCP**

 **GMP**

කළමනාකරණ කළමනාකරණ කළමනාකරණ කළමනාකරණ කළමනාකරණ

CATALOGUES

Sale No.17 of 04th/05th May, 2021

The Main Sale & Ex-Estate Sale catalogues closed on **08th April, 2021** at **04.30 p.m.**

Sale No.18 of 11th/12th May, 2021

The Main Sale & Ex-Estate Sale catalogues are scheduled to be closed on **22nd April, 2021** at **04.30 p.m.** but sale may close before the scheduled date when the number of lots is reached.

Sale No.19 of 18th/19th May, 2021

The Main Sale & Ex-Estate Sale catalogues are scheduled to be closed on **29th April, 2021** at **04.30 p.m.** but sale may close before the scheduled date when the number of lots is reached.

SALE NO.16

BROKER'S SELLING ORDER

Auction of 27th/28th April, 2021

Leafy/Tippy/BOPIA/ Premium Flowery

1. Ceylon Tea Brokers PLC
2. John Keells PLC
- 3. Lanka Commodity Brokers Ltd**
4. Bartleet Producing Marketing (Pvt) Ltd
5. Eastern Brokers Ltd
6. Mercantile Produce Brokers (Pvt) Ltd
7. Forbes & Walker Tea Brokers (Pvt) Ltd
8. Asia Siyaka Commodities PLC

High & Medium/Off Grades/Dust

1. Mercantile Produce Brokers (Pvt) Ltd
2. Asia Siyaka Commodities PLC
3. John Keells PLC
4. Eastern Brokers Ltd
5. Ceylon Tea Brokers PLC
- 6. Lanka Commodity Brokers Ltd**
7. Bartleet Produce Marketing (Pvt) Ltd
8. Forbes & Walker Tea Brokers (Pvt) Ltd

Ex-Estate

1. Forbes & Walker Tea Brokers (Pvt) Ltd
2. Eastern Brokers Ltd
3. Ceylon Tea Brokers PLC
- 4. Lanka Commodity Brokers Ltd**
5. John Keells PLC
6. Mercantile Produce Brokers (Pvt) Ltd
7. Bartleet Produce Marketing (Pvt) Ltd
8. Asia Siyaka Commodities PLC

Crop & Weather

For the period 12th - 18th April 2021

Western/Nuwara Eliya Regions: The Western and Nuwara Eliya regions reported bright mornings and overcast/wet evenings. The Department of Meteorology expects scattered showers in the Western Region and heavy showers in the Nuwara Eliya Region in the week ahead. **Uva/Udapussellawa Regions:** Clear mornings and evening showers were reported in both regions throughout the week. Heavy showers are expected in the Uva Region in the week ahead by the Department of Meteorology. **Low Grown:** Sunny mornings and evening showers were experienced in the Low Grown Region, whilst a few sub-districts in the Ruhuna Region reported dull evenings. According to the Department of Meteorology, scattered showers are predicted in the Ruhuna Region in the week ahead.

Crop Intake

The Western Region reported a slight decrease in the crop intake, whilst the Nuwara Eliya Region maintained. The Uva, Udapussellawa and Low Grown regions reported an increase in the crop intake.

(Cont'd...8)

OTHER MARKETS

SOUTH INDIAN ROUND-UP FOR THE WEEK ENDING 17TH APRIL, 2021

CTC LEAF

KOCHI

Demand: Good demand. Broken and Fannings were selling at easier by Rs 3 to 5 and sometimes more.. Less demand from Internal and Upcountry buyers. Export buyers were inactive.

LEAF-ORTHODOX:

Demand: Good demand.

Market: Well made high grown whole leaf, broken witnessed restricted enquiry and were selling at barely steady levels. Medium whole leaf sold at irregular levels whilst broken tended lower.

Buying Pattern: CIS/Middle East exporters were active. Upcountry buyers lent support on whole leaf grades.

DUST

Demand: Fair demand.

Market: Popular varieties and good liquoring finer grades sold at prices which sold at barely steady and as the sale progressed the teas were selling easier by Rs.4 to 5 and sometimes more. Plainer sorts witnessed less enquiry and tended easier with withdrawals.

Buying Pattern: Major blender AVT was active. Best mediums fetched with fair support from regional packeters. Domestic buyers were less active in their purchases. Exporters were selective.

COONOR

CTC LEAF

Demand: Good.

Market: An easier market with the Best and Better types trading at Rs. 3/- to Ts. 5/- and upto Rs. 10/- lower at times. The Mediums were irregularly around last levels and mostly easier. The sale witnessed fair withdrawal on the Bolder Broken and on some BOPF's.

Buying Pattern: Strong buying was being witnessed from the Major Blenders whilst the Internal and Export buyers lending fair support.

ORTH LEAF

Demand: Good.

Market: An irregular market again and mostly easier with the Broken and Whole leaf selling at barely steady levels.

Buying Pattern: Strong Export operation with fairly good Internal participation.

CTC DUST

Demand: Sluggish

Market: Generally an easier trend with prices dropping by Rs.3/- to Rs.5/- and upto Rs.7/-. The sale also witnessed heavy withdrawal across all categories and grades.

Buying Pattern: Fair participation from Major Blenders and also Internal buyers. For the first time Exporters were also participating on a fair quantity.

ORTH DUST

Demand: Fairly good.

Market: Barely steady to irregularly easier by Rs.2/- to Rs. 3/- with fair withdrawal.

Buying Pattern: Fairly good participation from the Exporters in which Madhu Jayanthi was active. Internal has been selective.

COIMBATORE

CTC LEAF

Demand: Less demand.

Market: Better medium smaller broken and BOPF's were irregular and lower by Rs.5/- with some withdrawals. Medium teas were lower by Rs.2/- to Rs.3/- with heavy withdrawals. Plainer sorts were lower by Re.1/- to Rs.2/.

Buying Pattern: Blenders, packeters and internal buyers were very selective. Exporters subdued.

ORTH LEAF: Less demand.

Market: Whole leaf were irregular and lower by Rs.5/-. Broken lower by Rs.2/- to Rs.4/- . BOPF / FNGS suffered heavy withdrawals.

Buying Pattern: Internal buyers and exporters were selective.

CTC DUST

Demand: Fair general demand.

Market: Better medium and popular sorts were lower by Rs.5/- sometimes more. Medium and plainer teas were around lower by Rs.2/- to Rs.5/- with heavy withdrawals.

Buying Pattern: Blenders, internal buyers and exporters were selective.

ORTH DUST

Market: Not quotable.

Buying Pattern: Girnar and Indian Products Ltd operated.

TEA NEWS

Detectives raid Mombasa auction in tea earnings probe

Detectives looking into the activities of the Kenya Tea Development Agency (KTDA) extended their raid to Mombasa auction as the State seeks to unravel the reasons behind persistent low earnings by farmers.

The Friday searches at the East Africa Tea Traders Association (EATTA) offices in Mombasa and KTDA headquarters in Nairobi happened concurrently.

President Uhuru Kenyatta last month ordered Attorney-General Kihara Kariuki “to conduct an inquiry into the alleged statutory and regulatory compliance breaches allegedly committed by KTDA and its directors.” This, Mr Kenyatta says, includes “potential price and auction manipulation, abuse of dominance, insider trading, wastefulness and breach of directors’ fiduciary duties.”

The inquiry will look into KTDA’s activities and those of its subsidiaries, including KTDA Management Services, Chai Trading Company, Kenya Tea Packers (Ketepa), Majani Insurance Brokers, Greenland Fedha, The Tea Machinery and Engineering Company, KTDA Power Company, and Dubai-based KTDA DMCC.

21st April, 2021.

-/mk



LANKA COMMODITY BROKERS LTD

SRI LANKA TEA PRODUCTION - MARCH, 2021

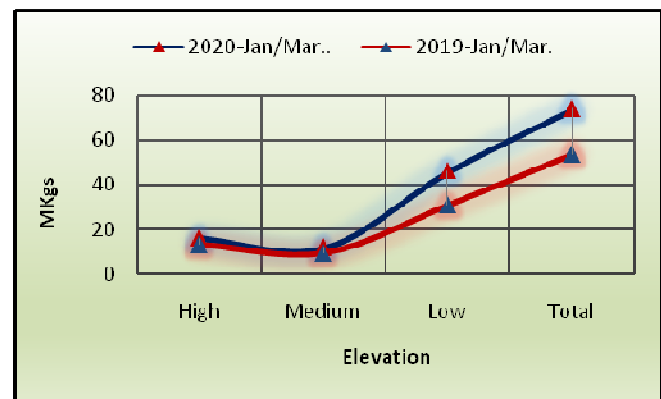
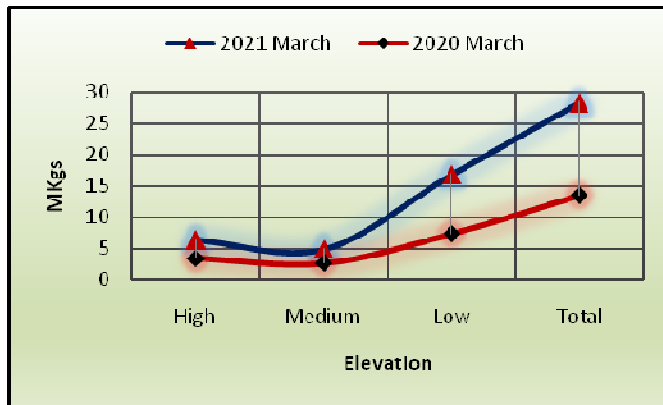


Tea production for March has moved up to 28.4 Mkgs which is again to 14.8 Mkgs over the corresponding month last year. During the 1st quarter of this calendar year the total production of 74.0 Mkgs is an improvement of 20.3 Mkgs (37.91%) over January/March, 2020. The more favorable weather conditions experienced so far this year have contributed towards this welcome improvement with all indications of a further improvement in the next 2 months.

Given below are more comprehensive details relating to tea production.

Sri Lanka Tea Production-March 2021 vs. 2020 (In Kgs)

	2021-March	2020-March	+/-	%	Jan/ Mar 2021	Jan/Mar 2020	+/-	%
High	6,474,028	3,442,723	3,031,305	88.05	15,913,762	13,076,425	2,837,337	21.70
Medium	5,006,587	2,688,075	2,318,511	86.25	11,961,837	9,595,844	2,365,993	24.66
Low	<u>16,930,374</u>	<u>7,395,238</u>	<u>9,535,136</u>	<u>128.94</u>	<u>46,155,965</u>	<u>31,009,973</u>	<u>15,145,993</u>	<u>48.84</u>
Total	<u>28,410,989</u>	<u>13,526,037</u>	<u>14,884,952</u>	<u>110.05</u>	<u>74,031,564</u>	<u>53,682,242</u>	<u>20,349,323</u>	<u>37.91</u>



During the period January to March, 2021 the larger crop harvests have been from the following regions.

1	Ratnapura	12,561,200.00	11	Demodara/Haliella/Badulla	1,965,505.00
2	Galle	10,876,496.00	12	Kegalle	1,768,594.00
3	Kalutara	4,769,607.00	13	Morawaka	1,642,405.00
4	Gampola/Nawalapitiya/Dolosbage	4,751,821.00	14	Bogawanthalawa	1,581,409.00
5	Matara	3,697,376.00	15	Pussellawa/Hewaheta	1,470,450.00
6	Deniyaya	3,435,036.00	16	Upcot/Maskeliya	1,320,086.00
7	Hatton/Dickoya	2,321,343.00	17	Agarapathana	1,313,876.00
8	Nanuoya/Lindula/Talawakelle	2,295,235.00	18	Balangoda	1,181,377.00
9	Kelani Valley	2,144,747.00	19	Patana/Kotagala	1,169,769.00
10	Balangoda/Rakwana	2,102,368.00	20	Kadugannawa	1,014,345.00

April 21, 2021

JRA: sr